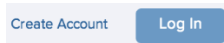


Kreiranje studentskog accounta (*Create Account*)

1. Otvorite stranicu <http://turnitin.com>
2. Kliknite na ikonicu **Create Account** (koja se nalazi u gornjem desnom kutu)



3. Na sljedećem ekranu kliknite na **Student**

Create a New Account

Please select whether you will be using the service as an instructor or a student.

[Student](#)

[Instructor](#)

[Teaching assistant](#)

4. Unesite **Class ID** i **Class enrollment password** koji ste dobili od nastavnika

Create a New Student Account

Class ID Information

All students must be enrolled in an active class. To enroll in a class, please enter the class ID number and the enrollment password given by your instructor.

Please note that the password you enter here is for your account only. If you do not have this information, or the information you are entering appears to be incorrect, please contact your instructor.

Class ID

Class enrollment password

User Information

Your first name

Your last name

Display names as

First name (Space) Last name (example: John Smith)

Last name (Space) First name (example: Smith John)

Last name (No space) First name (example: SmithJohn)

Email address

Unesite podatke o predmetu

Popunite osobne podatke

Unesite password koji ćete koristiti za pristup Turnitin sustavu

Odaberite tajno pitanje i unesite odgovor za slučaj izgubljenog password-a

Password and Security

Please keep in mind that your password is case sensitive (for example, paSS123 would be different than pass123), must be 6-12 characters long, and contain at least one letter and one number (for added security).

Enter an email address and password you can easily remember. Please write down your email address and password for future reference.

Enter your password

Confirm your password

Next, please enter a secret question and answer combination. You will be asked for this combination if you ever forget your password and need to reset it.

Secret question

Please select a secret question.

Question answer

User Agreement

Please read our user agreement below. Select "I agree" to complete your user profile.

Turnitin.com and its services (the "Site" or the "Services") are maintained by iParadigms, LLC ("iParadigms"), and offered to you, the user ("You" or "User"), conditioned upon Your acceptance of the terms, conditions, and notices contained herein without modification (the "User Agreement").

5. Na kraju kliknite na **I Agree – Create Profile**

NAPOMENA

Kreiranje korisničkog računa radite samo jednom.

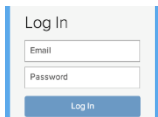
Ako se prijavljujete na više predmeta tada ostale predmete prijavljujete kroz Turnitin nakon što se prijavite u sustav.

Prijava u sustav (Login)

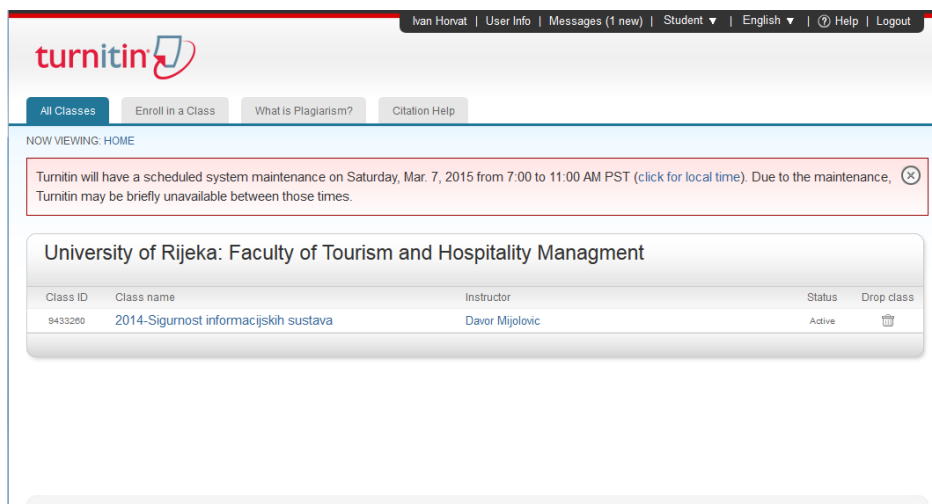
1. Otvorite stranicu <http://turnitin.com>
2. Kliknite na ikoncu **Log In** (koja se nalazi u gornjem desnom kutu)



3. Unesite vaš **e-mail** i **password** koji ste zadali kod kreiranja računa



4. Nakon uspješne prijave otvara se **Student homepage** sa popisom svih prijavljenih predmeta



Ivan Horvat | User Info | Messages (1 new) | Student | English | Help | Logout

turnitin

All Classes | Enroll in a Class | What is Plagiarism? | Citation Help

NOW VIEWING: HOME

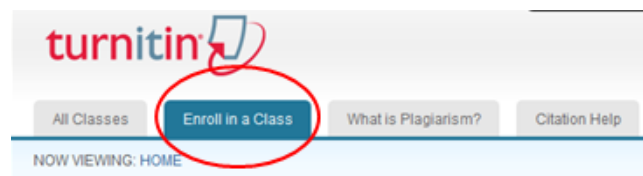
Turnitin will have a scheduled system maintenance on Saturday, Mar. 7, 2015 from 7:00 to 11:00 AM PST (click for local time). Due to the maintenance, Turnitin may be briefly unavailable between those times.

University of Rijeka: Faculty of Tourism and Hospitality Management

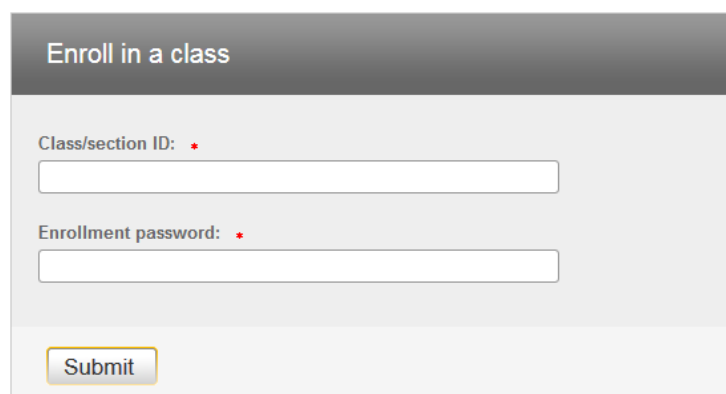
Class ID	Class name	Instructor	Status	Drop class
9433290	2014-Sigurnost informacijskih sustava	Davor Mijolovic	Active	

Prijava novih predmeta (Enroll in a Class)

1. Kliknite na **Enroll in Class**



2. Popunite **Class ID** i **Class enrollment password** koji ste dobili od nastavnika
3. Kliknite na **Submit**



Enroll in a class

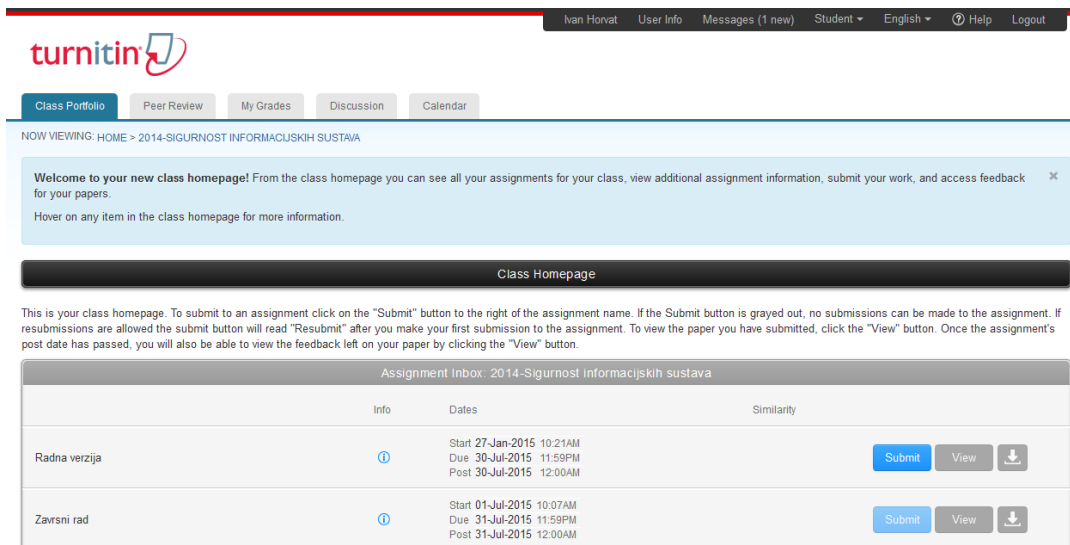
Class/section ID: *

Enrollment password: *

Submit

Dodavanje radova u sustav (prvi put)

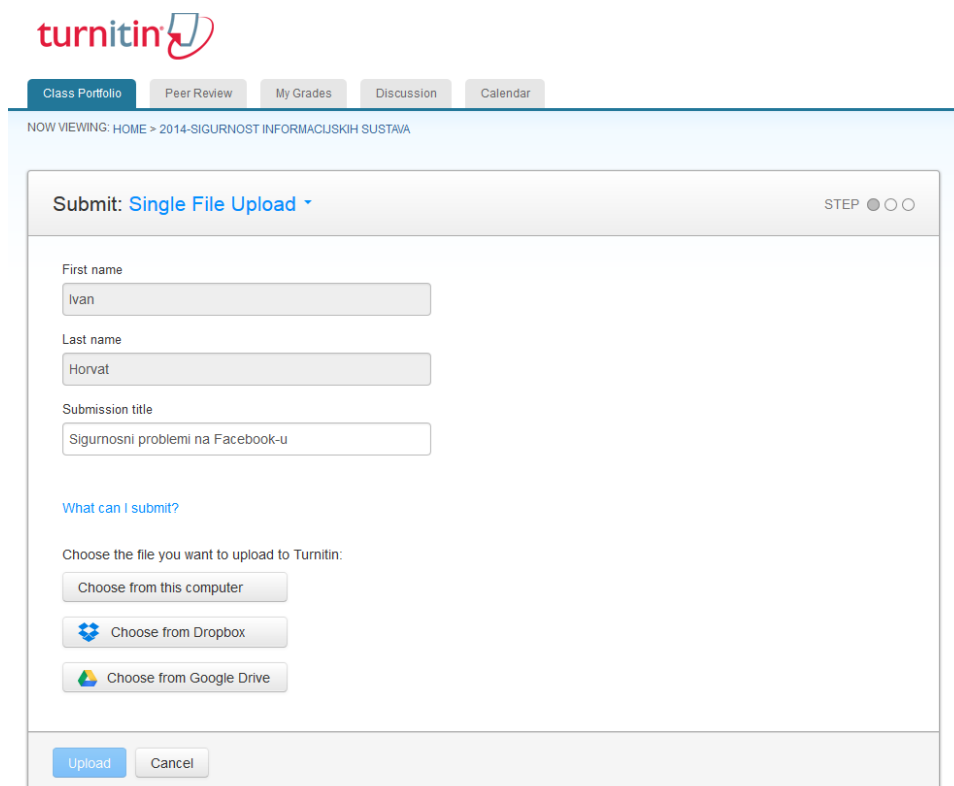
1. Kliknite na naziv predmeta u koji želite dodati rad pa ćete dobiti sljedeći ekran:



The screenshot shows the Turnitin interface for a class. At the top, there is a navigation bar with the Turnitin logo and user information (Ivan Horvat, User Info, Messages (1 new), Student, English, Help, Logout). Below this is a menu with tabs for Class Portfolio, Peer Review, My Grades, Discussion, and Calendar. The main content area displays a welcome message and a table of assignments. The table has columns for Info, Dates, and Similarity. Two assignments are listed: 'Radna verzija' and 'Završni rad'. Each row has a 'Submit' button, a 'View' button, and a download icon.

	Info	Dates	Similarity
Radna verzija		Start 27-Jan-2015 10:21AM Due 30-Jul-2015 11:59PM Post 30-Jul-2015 12:00AM	Submit View
Završni rad		Start 01-Jul-2015 10:07AM Due 31-Jul-2015 11:59PM Post 31-Jul-2015 12:00AM	Submit View

2. Kliknite na **Submit**
3. Popunite naslov rada (**Submission title**)
4. Kliknite na **Choose from this computer** za dodavanje rada sa vašeg računala
5. Kliknite na **Upload** (treba neko vrijeme dok se rad ubaci u sustav)

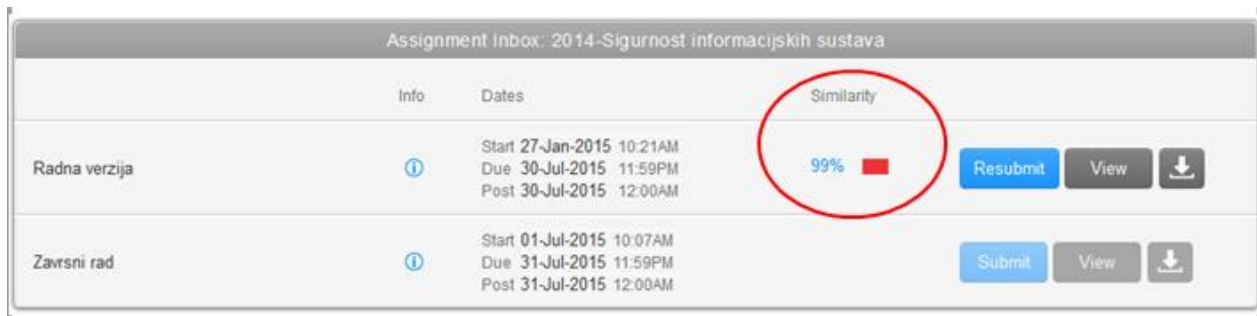


The screenshot shows the Turnitin submission form. At the top, there is a navigation bar with the Turnitin logo and user information (Ivan Horvat, User Info, Messages (1 new), Student, English, Help, Logout). Below this is a menu with tabs for Class Portfolio, Peer Review, My Grades, Discussion, and Calendar. The main content area displays a form for submitting a single file. The form has fields for First name (Ivan), Last name (Horvat), and Submission title (Sigurnosni problemi na Facebook-u). Below these fields is a section titled 'What can I submit?' with three options: 'Choose from this computer', 'Choose from Dropbox', and 'Choose from Google Drive'. At the bottom of the form are 'Upload' and 'Cancel' buttons.

6. Kliknite na **Confirm**
7. Kliknite na **Return to assignment list**

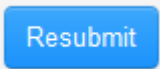
Ukoliko je nastavnik dozvolio da vidite indeks sličnosti tada će vam se u stupcu SIMILARITY prikazati boja i postotak.

- Nakon što je rad ubačen potrebno je neko vrijeme (do 15 min) da se rad procesuirao kako bi dobio indeks sličnosti.
- Povremeno osvježavajte stranicu kako bi vidjeli kad će rad dobiti indeks sličnosti (prikažu se postotak i boja u stupcu Similarity).



The screenshot shows the Turnitin Assignment Inbox for the course '2014-Sigurnost informacijskih sustava'. It displays two assignments: 'Radna verzija' and 'Završni rad'. The 'Radna verzija' assignment has a similarity score of 99%, indicated by a red bar and a red circle around the '99%' text. The 'Završni rad' assignment has a similarity score of 0%, indicated by a green bar. The table includes columns for 'Info', 'Dates', and 'Similarity'. The 'Dates' column lists 'Start', 'Due', and 'Post' dates and times. The 'Similarity' column shows the percentage and a color-coded bar. Action buttons 'Resubmit', 'View', and 'Download' are available for each assignment.

	Info	Dates	Similarity	
Radna verzija		Start 27-Jan-2015 10:21AM Due 30-Jul-2015 11:59PM Post 30-Jul-2015 12:00AM	99%	Resubmit View
Završni rad		Start 01-Jul-2015 10:07AM Due 31-Jul-2015 11:59PM Post 31-Jul-2015 12:00AM		Submit View



Koristite za ponovno slanje istog rada.
Nova verzija rada briše prethodnu verziju (bez obzira na naziv dokumenta).

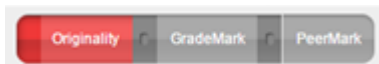


Koristite za pregled **Izveštaja o radu** (Originality report i komentari nastavnika)

Pregled izvješća o radu

a) Originality report

1. Kliknete na dugme Originality.



2. Ekran je podijeljen u dva dijela:

- Na lijevoj strani je prikaz originalnog rada (označen bojama). Boja označava da je taj tekst pronađen na Internetu. Klikom na obojani dio teksta može se vidjeti iz kojeg izvora je tekst prepisan. Broj iznad teksta predstavlja redni broj izvora u popisu izvora (*Match Overview*).
- Na desnoj strani je popis svih pronađenih izvora na Internetu. Stranica sa najvećim postotkom se nalazi na vrhu. Svaki izvor ima svoju boju.

2014-Sigurnost informacijskih sust... Završni rad - DUE 03-Feb-2015 Roadmap Paper 3 of 5

Originality GradeMark PeerMark Uloga nečga u svjetskoj ekonomiji 2 turnitin 31% SIMILAR OUT OF 0

5 ukupnog broja umrlih. Od ukupnog broja umrle dojenčadi, 80 ili 53,3% umrlo je u prvim danima života, tj. od 0 do 6 dana starost. Stopa umrle dojenčadi (broj umrle dojenčadi na tisuću živorođenih) u 2012. iznosila je 3,6, a u prethodnoj godini iznosila je 4,7. Najmanja stopa umrle dojenčadi u 2012. bila je u Vukovansko-srijemskoj županiji (1,1), a najveća je bila u Vukovansko-srijemskoj županiji (7,1). Osim Ličko-senjskoj županiji nije bilo umrle dojenčadi.

1.3. Migracije stanovništva

Riječ migracija dolazi od latinske riječi migratio, migrare što znači kretanje, kretanje, seljenje. Riječ migracije kao termin zahtijevaju multidisciplinarni i kada je svaka disciplina imala svoj vlastiti pristup i prilikom definiranja samog pojma. Različite dimenzije koje su relevantne za njezino definiranje naglašava ili uloga prostora, uloga ekonomskih ili socijalnih posljedica, ili ekonomske aktivnosti migranata, ili sama masovnost migracija itd., ili posljedice po pripadnost migranata.

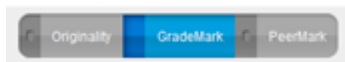
Razlika između migracija i prostorne mobilnosti – svaka migracija uključuje kretanje, ali svako kretanje nije migracija. Čini se da se danas migracije mogu odrediti jedino u suprotnosti prema općoj prostornoj mobilnosti. Rast privremene pokretljivosti značajka je razvijenih društava, takva pokretljivost posljedica je širenja ne-ekonomskih ili još teže potrošačkih tj. ne-produktivnih motiva pokretljivosti. U takvim uvjetima ključno je odrediti barem koji elementi danas kretanje približavaju migracijama.

Match Overview Match 1 of 3

1	www.elzg.hr	Internet source	11%
2	www.ekof.bg.ac.rs	Internet source	4%
3	www.dzs.hr	Internet source	4%
4	hrcak.srce.hr	Internet source	4%
5	www.dugoselska-kroni...	Internet source	1%
6	sajt.com.hr	Internet source	1%
7	hr.wikipedia.org	Internet source	1%
8	geo.ff.uni-lj.si	Internet source	1%

b) Komentari nastavnika

1. Za pregled komentara kliknite na **GradeMark**



Komentari koji se odnose na dio u tekstu.
Pređite mišem preko ikonice kako bi pročitali komentar.

Ovdje se nalaze komentari koji se odnosi na cijeli rad

The screenshot shows the Turnitin Document Viewer interface. At the top, there are navigation tabs for 'Originality', 'GradeMark', and 'PeerMark'. The 'GradeMark' tab is highlighted in blue and circled in red. Below the tabs, the document title 'sample paper' and author 'BY SUSAN BLOOM' are visible. The document content is displayed in the center, with a 'General Comments' panel on the right. A red arrow points from the 'General Comments' panel to a yellow callout box that says 'Ovdje se nalaze komentari koji se odnosi na cijeli rad'. Another red arrow points from a yellow callout box at the bottom left, which says 'Komentari koji se odnose na dio u tekstu. Pređite mišem preko ikonice kako bi pročitali komentar.', to a comment icon in the text.